


# FLT-3090-700

## LED Constant Current Power Repeater

### User's Manual



(Kindly pls read through this manual carefully before use)

#### Forword

Thanks for choosing our FLT-3090-700 Power repeater. Before installation and use, we strongly recommend you to read through this manual carefully. If device has been damaged during transport, please report it to your supplier immediately. Please don't take any action without contacting your supplier first.

#### After-sales Service

From the day you purchase our products within a year, if being used properly in accordance with the instruction, and quality problems occur, we provide free repair or replacement services except the following cases:

1. Any defects caused by wrong operations..
2. Any damages caused by unauthorized removal, maintenance, modifying circuit, incorrect connections and replacing chips.
3. Any damages due to transportation, vibration etc after the purchase.
4. Any damages caused by earthquake, fire, lightning strike, pollution and abnormal voltage.
5. Any damages caused by negligence, inappropriate storing at high temperature and humidity environment or near harmful chemicals.
6. Product has been updated

## Safety Warnings

1. Please don't install this controller in lightening, intense magnetic and high-voltage fields.
2. To reduce the risk of component damage and fire caused by short circuit, make sure correct connection
3. Always be sure to mount this unit in an area that will allow proper ventilation to ensure a fitting temperature.
4. Check if the voltage and power adapter suit the controller & if anode or cathode definition is the same as the controller's. (pls select constant voltage DC switching power supply)
5. Don't connect cables with power on, make sure a correct connection and no short circuit checked with instrument before power on.
6. Please don't attempt any repairs yourself; doing so will void your manufacture's warranty.

For update information, kindly please consult with your supplier.

## Product Brief

LED constant current power repeater is specially designed for our single color and RGB controllers to expand power output, it accepts PWM signal, double or three times more power can be reached by every one more power repeater, and in theory power repeater can be added unlimitedly.

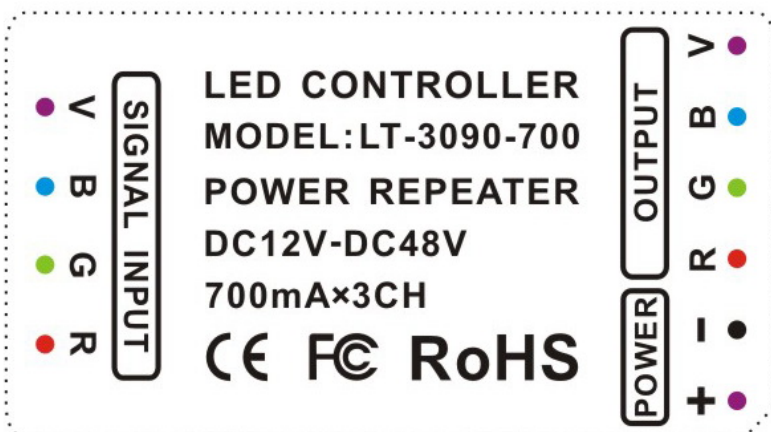
### I . Specs:

#### LT-3090-700

Input Voltage	DC12V~DC48V
Output Current	700mA ×3CH
Output Power Max	33.6W×3CH
Driving LED Qty	1~12pcs hi-power 3W LED×3CH
Dimension	L121×W39×H39(mm)
Carton Size	L123×W42×H42(mm)
G.W.	150g

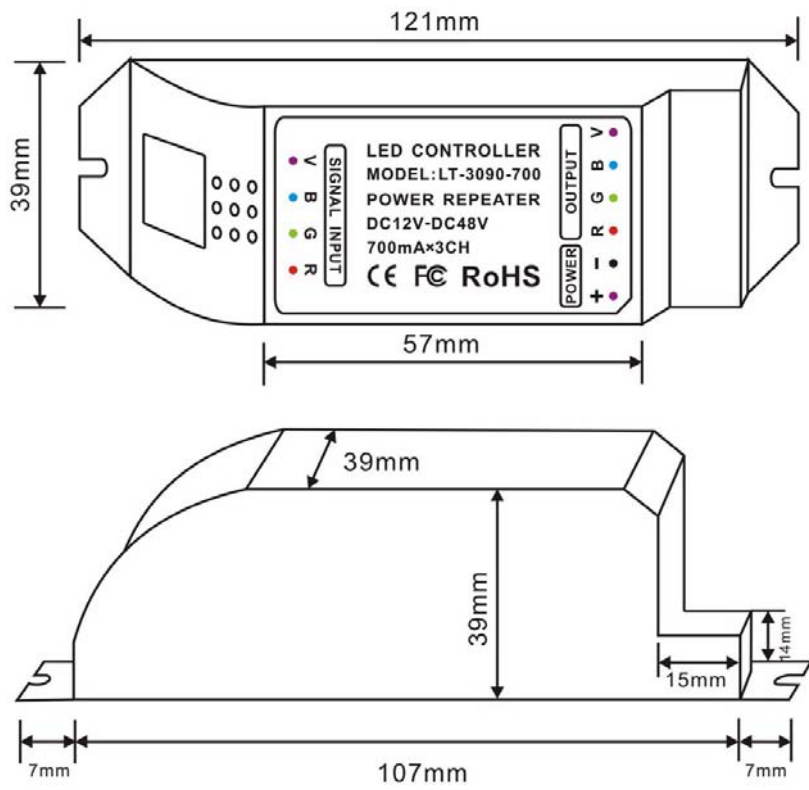
### II . Features:

1. Total 3 channels, 700mA per channel;
2. Wide voltage from DC12V-48V, can drive 1~12pcs 3W hi-power LED's;
3. Accepts PWM signal;
4. Unlimited quantities of power repeaters can be connected together to run unlimited quantities of LED's;
5. The in-phase possibility is not restricted by any numbers of repeaters;
6. Maximum length from controller to repeater can be 1000meters;



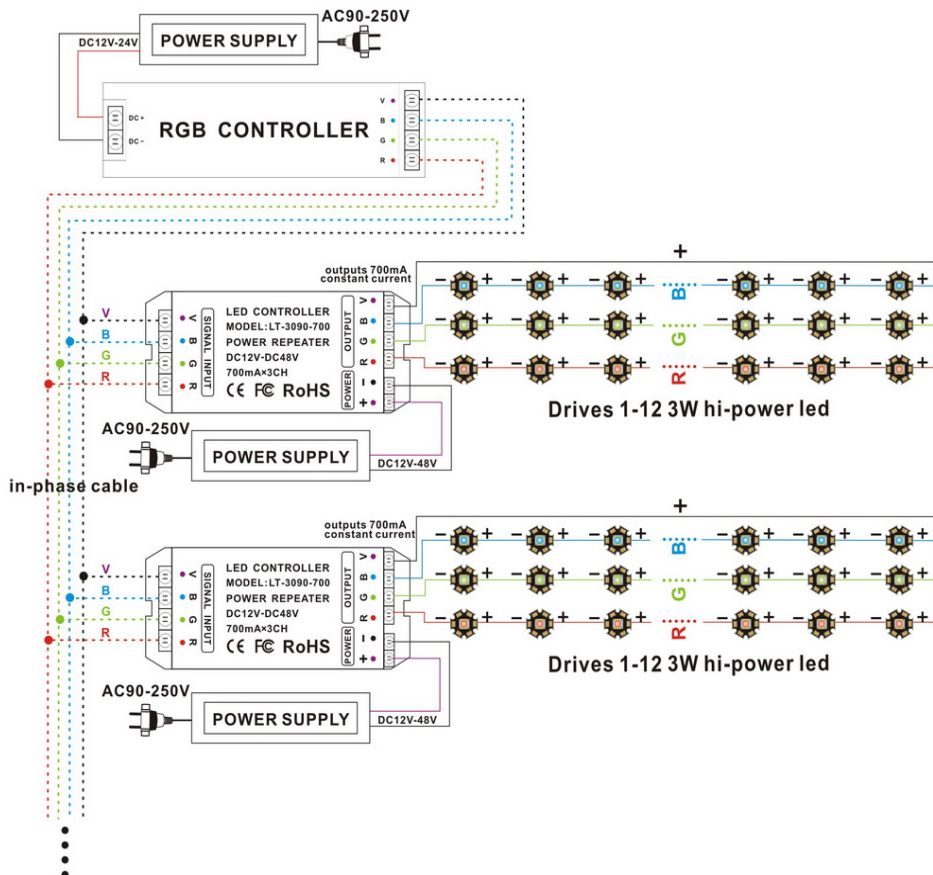
### III. Product Label:

#### IV. Product Dimension:

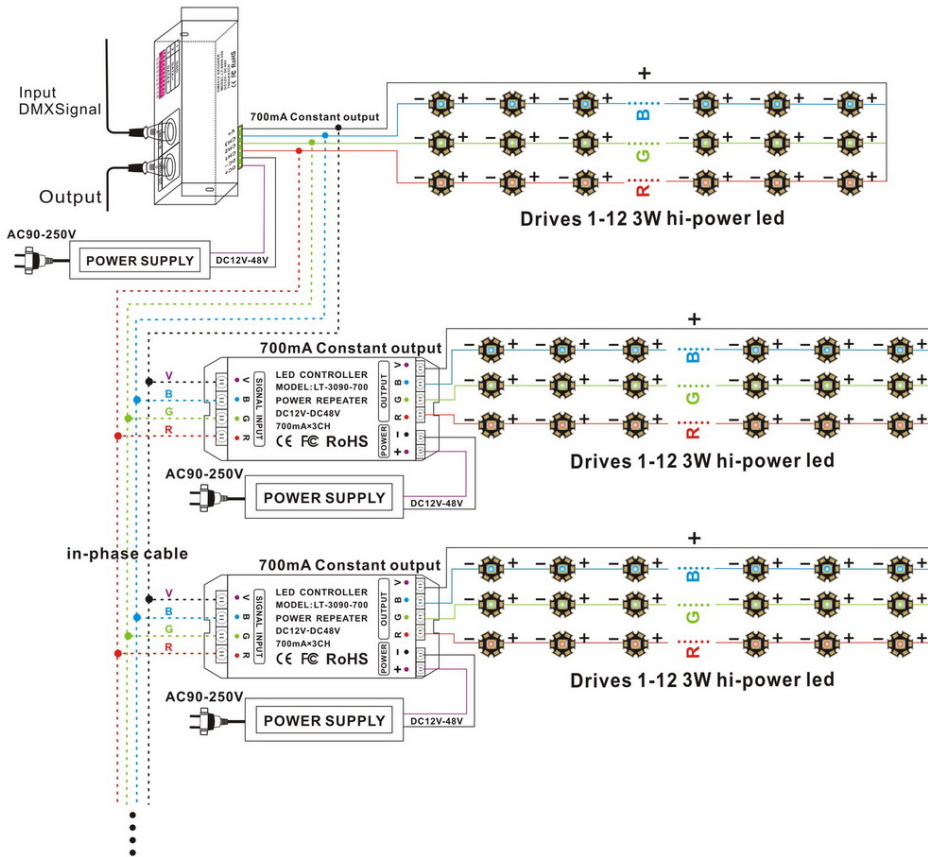


#### V. Conjunction Diagram (sample):

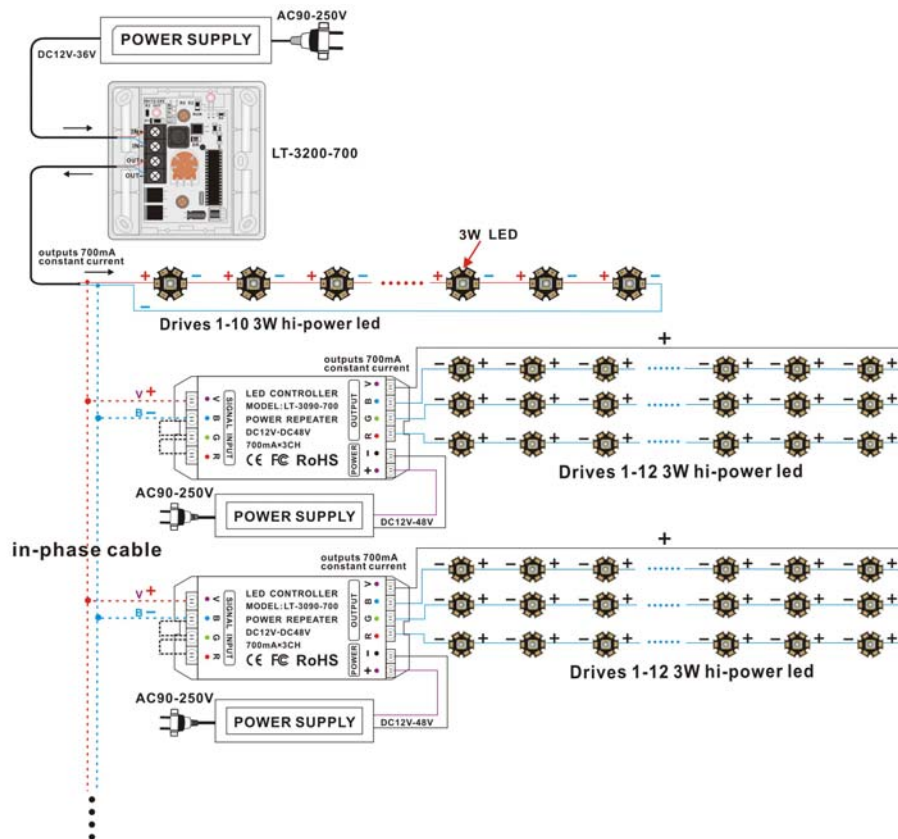
1. Repeaters connected to RGB controller as follows:



2. Repeaters connected to DMX constant current decoder:



3. Repeaters connected to LED Wall Dimmer as follows:



## VI. Exception handle:

Malfunction	Causation	Settle
No Light	<ol style="list-style-type: none"> <li>1. No power provided</li> <li>2. Incorrect anode and cathode</li> <li>3. Controller at Black mode</li> <li>4. Wrong connection</li> </ol>	<ol style="list-style-type: none"> <li>1. Check power</li> <li>2. Get correct anode &amp; cathode</li> <li>3. Change mode</li> <li>4. Check connection</li> </ol>
Wrong color, not in phase	<ol style="list-style-type: none"> <li>1. Wrong connection on R,G, B</li> <li>2. Wrong connection of in-phase cable</li> </ol>	<ol style="list-style-type: none"> <li>1. Adjust wire on R,G,B;</li> <li>2. check in-phase cable</li> </ol>